


Renewable Energy Statistics

Regional Workshop on Renewable Energy in Central Asia

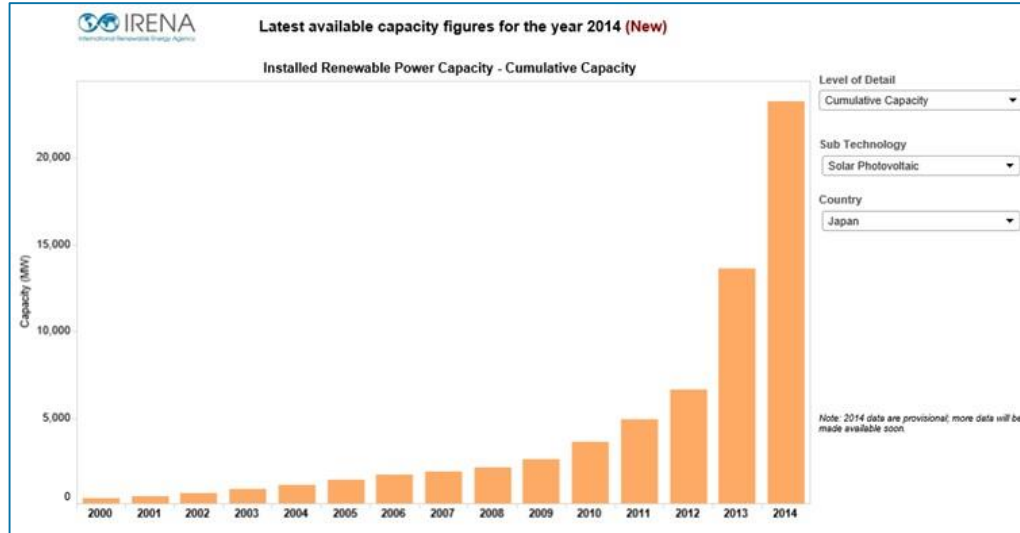
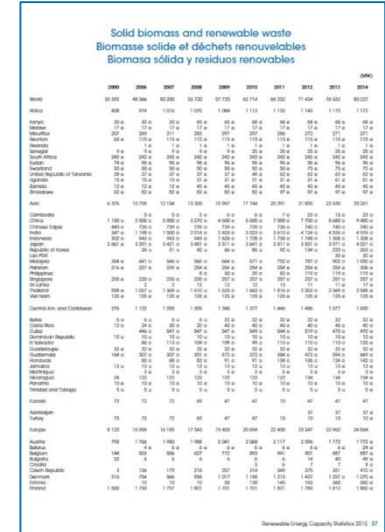
Abu Dhabi, 26 - 27 April 2017

Statistical products



IRENA
International Renewable Energy Agency

Measuring small-scale biogas capacity and production

Solid biomass and renewable waste
Biomasa sólida y residuos renovables

	2000	2006	2007	2008	2009	2010	2011	2012	2013	2014
World	50 200	48 246	50 236	50 220	50 720	52 714	48 200	71 434	76 424	76 822
Africa	948	904	1 050	1 000	1 044	1 150	1 120	1 140	1 170	1 180
Algeria	30	30	30	30	30	30	30	30	30	30
Angola	10	10	10	10	10	10	10	10	10	10
Botswana	207	207	211	202	207	207	207	210	211	211
Comoros	6	6	6	6	6	6	6	6	6	6
Madagascar	10	10	10	10	10	10	10	10	10	10
Mali	10	10	10	10	10	10	10	10	10	10
Mozambique	10	10	10	10	10	10	10	10	10	10
Niger	10	10	10	10	10	10	10	10	10	10
Nigeria	10	10	10	10	10	10	10	10	10	10
Senegal	10	10	10	10	10	10	10	10	10	10
Sierra Leone	10	10	10	10	10	10	10	10	10	10
South Africa	10	10	10	10	10	10	10	10	10	10
Swaziland	10	10	10	10	10	10	10	10	10	10
Tanzania	10	10	10	10	10	10	10	10	10	10
Zambia	10	10	10	10	10	10	10	10	10	10
Zimbabwe	10	10	10	10	10	10	10	10	10	10
Asia	6 976	10 700	12 704	13 300	10 947	17 744	20 290	23 900	23 000	23 200
Armenia	10	10	10	10	10	10	10	10	10	10
Australia	1 100	1 100	1 100	1 100	1 100	1 100	1 100	1 100	1 100	1 100
China	460	730	1 700	2 200	2 200	2 200	2 200	2 200	2 200	2 200
India	207	1 400	1 800	2 000	2 000	2 000	2 000	2 000	2 000	2 000
Indonesia	66	66	66	66	66	66	66	66	66	66
Japan	2 643	2 650	3 420	3 400	3 400	3 400	3 400	3 400	3 400	3 400
Malaysia	10	10	10	10	10	10	10	10	10	10
Philippines	204	447	500	500	500	500	500	500	500	500
Saudi Arabia	10	10	10	10	10	10	10	10	10	10
Sri Lanka	10	10	10	10	10	10	10	10	10	10
Taiwan	200	200	200	200	200	200	200	200	200	200
Thailand	10	10	10	10	10	10	10	10	10	10
United States	568	1 050	1 000	1 050	1 050	1 050	1 050	1 050	1 050	1 050
South America and Oceania	120	100	100	100	100	100	100	100	100	100
Canada	275	1 100	1 300	1 300	1 300	1 300	1 300	1 300	1 300	1 300
Costa Rica	10	10	10	10	10	10	10	10	10	10
Cuba	10	10	10	10	10	10	10	10	10	10
Dominican Republic	10	10	10	10	10	10	10	10	10	10
Ecuador	10	10	10	10	10	10	10	10	10	10
Guatemala	10	10	10	10	10	10	10	10	10	10
Honduras	10	10	10	10	10	10	10	10	10	10
Nicaragua	10	10	10	10	10	10	10	10	10	10
Panama	10	10	10	10	10	10	10	10	10	10
Paraguay	10	10	10	10	10	10	10	10	10	10
Peru	10	10	10	10	10	10	10	10	10	10
Uruguay	10	10	10	10	10	10	10	10	10	10
Venezuela	10	10	10	10	10	10	10	10	10	10
Europe	77	77	77	77	77	77	77	77	77	77
Austria	77	77	77	77	77	77	77	77	77	77
France	1 120	1 604	1 610	1 740	1 640	2 044	2 044	2 044	2 044	2 044
Germany	70	1 740	1 660	1 660	2 040	2 040	2 110	2 040	1 710	1 710
Italy	140	300	300	300	300	300	300	300	300	300
Netherlands	20	10	10	10	10	10	10	10	10	10
Spain	10	10	10	10	10	10	10	10	10	10
Sweden	10	10	10	10	10	10	10	10	10	10
United Kingdom	10	10	10	10	10	10	10	10	10	10
Other	1 000	1 740	1 740	1 740	1 740	1 740	1 740	1 740	1 740	1 740

- Technical manuals (books and online)
- REsource charts and tables (to download)
- Renewable energy statistics (book)

Users of the statistics



METLA

SVENSKO
energi

About 8,000 views/month



DONG
energy



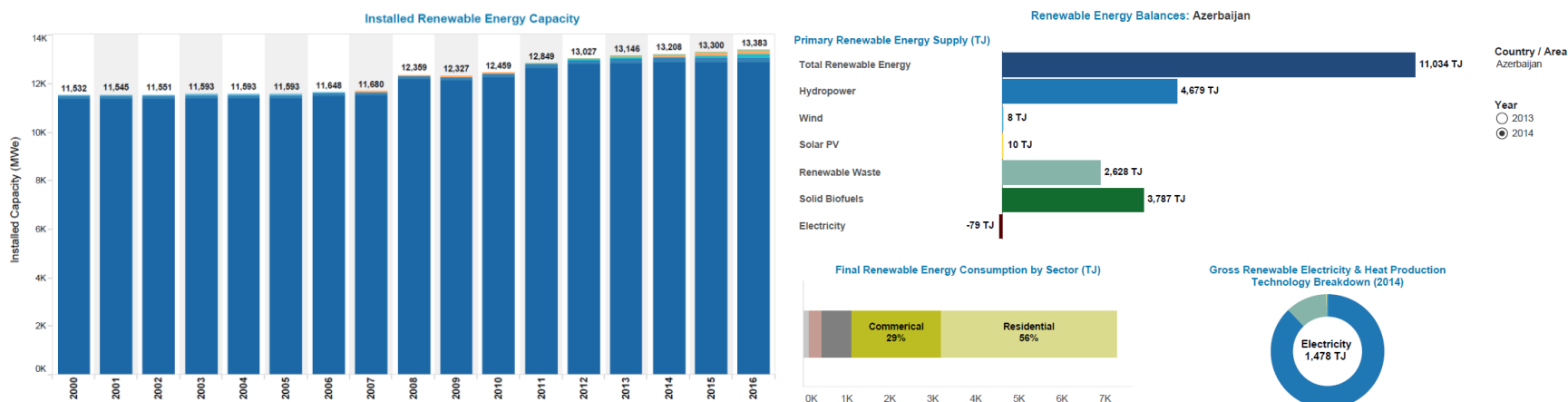
e.on



Statistics from the region

Statistical correspondents:

- **Azerbaijan:** State Agency on Alternative and Renewable Energy Sources
- **Kazakhstan:** Committee on Statistics of the Ministry of National Economy
- **Kyrgyzstan:** National Statistical Committee
- **Uzbekistan:** International Solar Energy Institute
- **Tajikistan:** No contact - IRENA uses data from TAJSTAT
- **Turkmenistan:** No contact – nothing in IRENA database.



Data available at: <http://resourceirena.irena.org>